


Snakes and Ladders

2, 3, 4 and 5 Times Tables

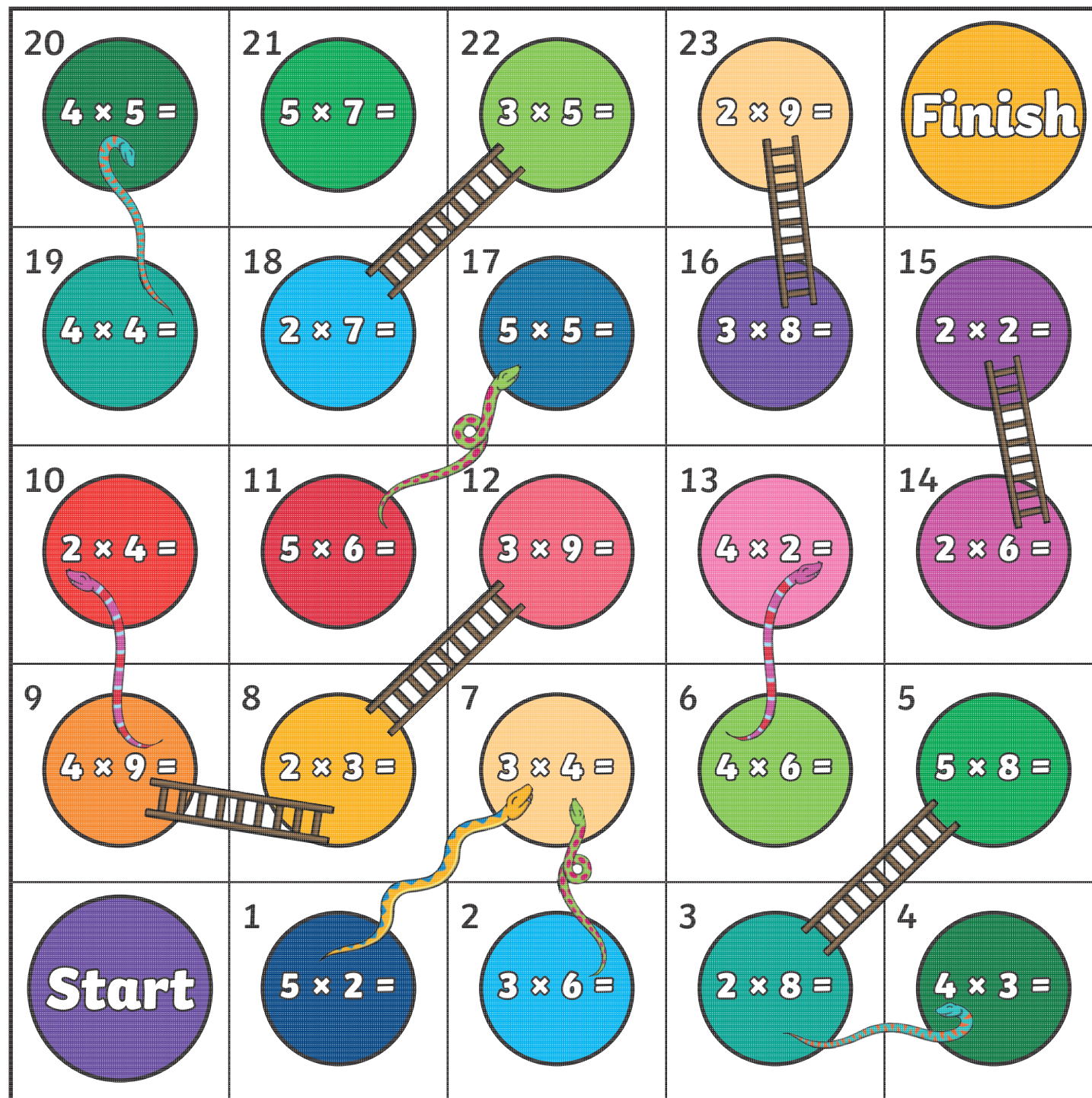
You will need...







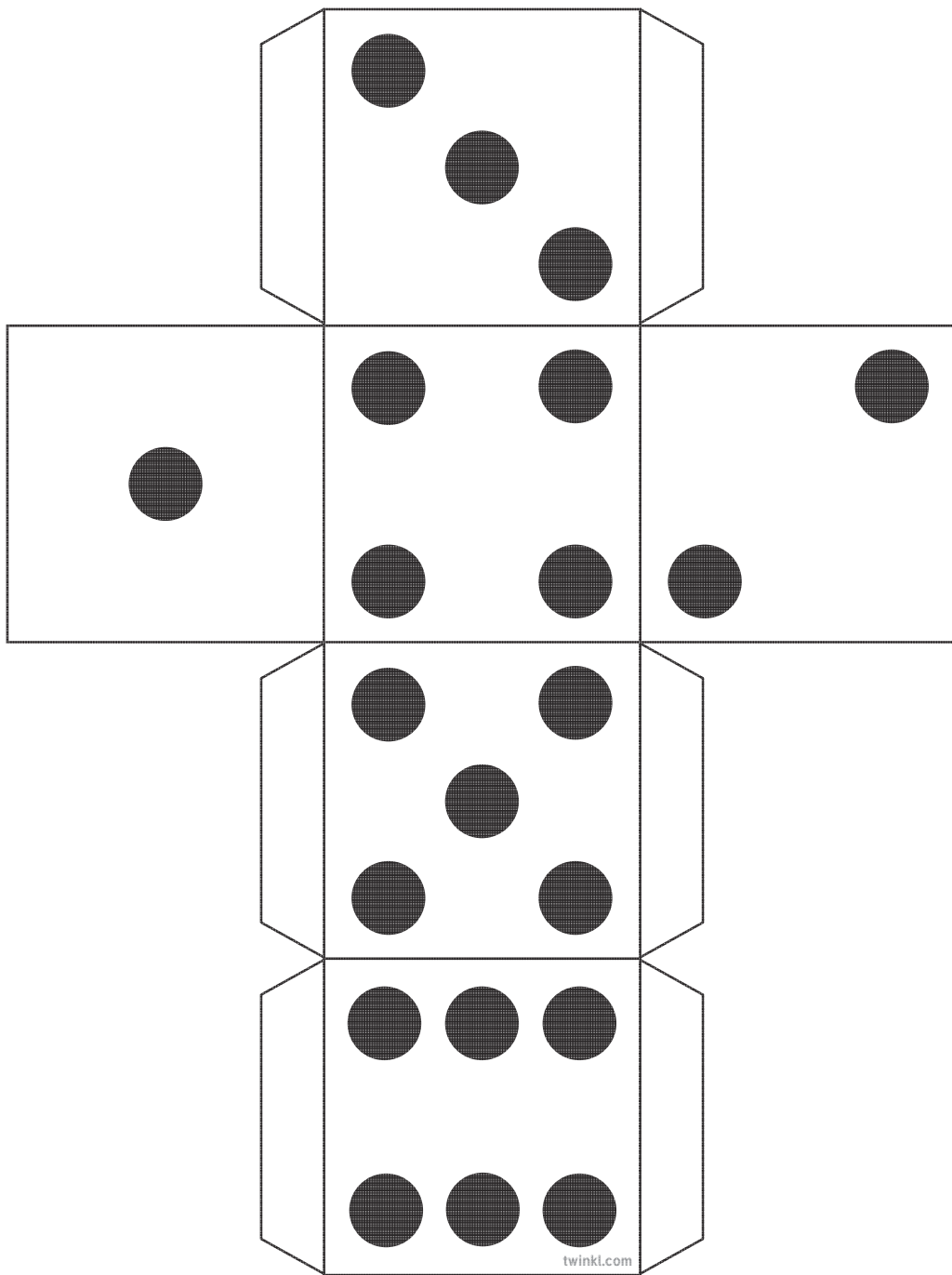
- The Snakes and Ladders Board
- A dice
- A counter per player



How to play...

1. Players take it in turns to roll the dice. The player with the highest number goes first, the player with the second highest goes second and so on.
2. When it's their turn, players move the counter the number of spaces shown on the dice and answer the calculation they land on.
3. If the answer given to the calculation is correct, play continues as usual:
 - landing on a snake's head - the player's counter slides down;
 - landing at the bottom of a ladder - the player's counter climbs up.
4. If the answer given to the calculation is incorrect, the player misses a go.
5. The first player to reach the finish is the winner!






Snakes and Ladders

2, 3, 4 and 5 Times Tables

Answers

You will need...

- The Snakes and Ladders Board Game board
- A dice
- A counter per player



How to play...

1. Players take it in turns to roll the dice. The player with the highest number goes first, the player with the second highest goes second and so on.
2. When it's their turn, players move the counter the number of spaces shown on the dice and answer the calculation they land on.
3. If the answer given to the calculation is correct, play continues as usual:
 - landing on a snake's head - the player's counter slides down;
 - landing at the bottom of a ladder - the player's counter climbs up.
4. If the answer given to the calculation is incorrect, the player misses a go.
5. The first player to reach the finish is the winner!

