



Ryton Infant and Junior School Federation

Starting the phonics, reading
and writing journey in the
Reception Class.

Aims of session

To help you understand about

- Phonics
- High Frequency Words
- Starting the reading process
- Early writing



Ryton Infant and Junior School Federation

*What is Phonics
and how do we
teach it?*

Phonics

Phonemes (sounds) - all words are made up of sounds

Graphemes (letters) - another name for the letters we use to write the sound

mat

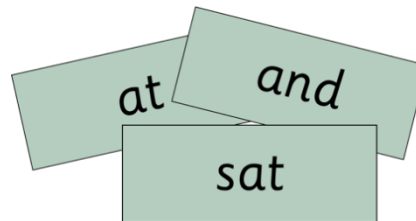




m - a - t

ship

sh - i - p

Ryton Infant and Junior School Federation

Systematic approach





Ryton Infant and Junior School Federation

- There are 44 sounds taught.
- Over 150 graphemes - ways of writing down the sounds in words.

ie

pie
tie
die
fried

i-e

rice
hide
nice
ride
pipe

y

cry
dye
why
by
bye

igh

high
might
sigh
night
fight



Ryton Infant and Junior School Federation

Pure Sounds



Robot Talk & Phonics Fingers

pan p - a - n

duck d - u - ck

coin c - oi - n





Ryton Infant and Junior School Federation

*What are High
Frequency Words?*

High Frequency words

• Children need to learn and be able to read all of these words and eventually spell them.

• **Green words** - can be phonetically decoded.

• **Red words** - Don't fit into usual spelling patterns. They are tricky and it is necessary for children to know some words are "tricky" and can't be sounded out.

a	of	go	mum	this	are	it's	help	by	day
an	can	big	back	you	down	so	little	their	Mrs
the	off	him	we	then	look	do	what	time	looked
as	dad	into	but	they	my	from	one	house	made
at	I	his	put	all	too	some	when	oh	called
if	on	not	me	see	her	come	don't	about	could
in	had	he	will	with	said	children	old	Mr	came
is	no	up	be	for	went	were	out	asked	make
to	and	got	was	them	have	just	I'm	saw	here
it	get	she	that	now	like	there	people	your	very



Ryton Infant and Junior School Federation

*When will my child
bring a reading
book home?*



Ryton Infant and Junior School Federation

- Children are assessed frequently. Reading books will be sent home when they have the skills to access the reading books.
- Some children will access reading books after half term. For other children it may take a while longer.
- Reading books will match the children's reading skills. We may send home picture books, sound recognition books and books with words in.

Ryton Infant and Junior School Federation

Reading Strategies

PREDICT



Try to figure out what might happen next.

VISUALIZE



Picture the people, places, and events being described.

CONNECT



Connect what you are reading to other texts and the real world.

QUESTION



Ask questions about the material you are reading.

CLARIFY



Investigate. Identify main points and summarize.

EVALUATE



Judge the story and the actions of the characters.




Ryton Infant and Junior School Federation

*How will my child
learn to write?*



Ryton Infant and Junior School Federation

I Had chicken
I WAS: Of school



"I had chicken pox. I was off school"



Ryton Infant and Junior School Federation

Run run as fast as you
can you can catch me
I me the jilch bred man.

Super Star
Writer!

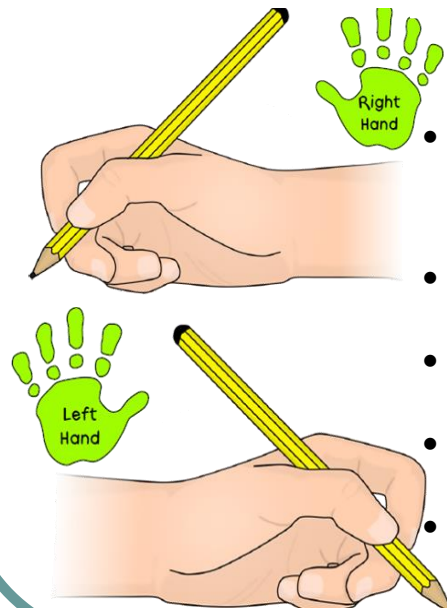


**"Run, run as fast as you can you can't
catch me I me the gingerbread man"**

Ryton Infant and Junior School Federation

Helping your child to use a pencil correctly

It is very important that your child learns to and feels comfortable holding a pencil correctly. The pencil should be held in a grip between the thumb and the first two fingers.



- Put the thumb and forefinger just above the cone shaped part of the pencil
- Let the pencil rest between the thumb and forefinger
- The put the middle finger underneath for support
- Letter formation requires an anti-clockwise movement
- Number formation requires a clockwise movement



Ryton Infant and Junior School Federation

Learning to write is complicated!

Children need language to learn to write - down, up, around.

Children need opportunities to develop gross and fine motor skills to be able to write - manipulation, hand-eye coordination, strength.

Recall and draw simple shapes - develop L- R.

They need to want to write - see it as fun, sensory, for a purpose.




Ryton Infant and Junior School Federation

- vertical lines.
- horizontal lines.
- circle.
- plus sign.
- square.
- diagonal lines.
- X.
- triangle (about 5 years+)

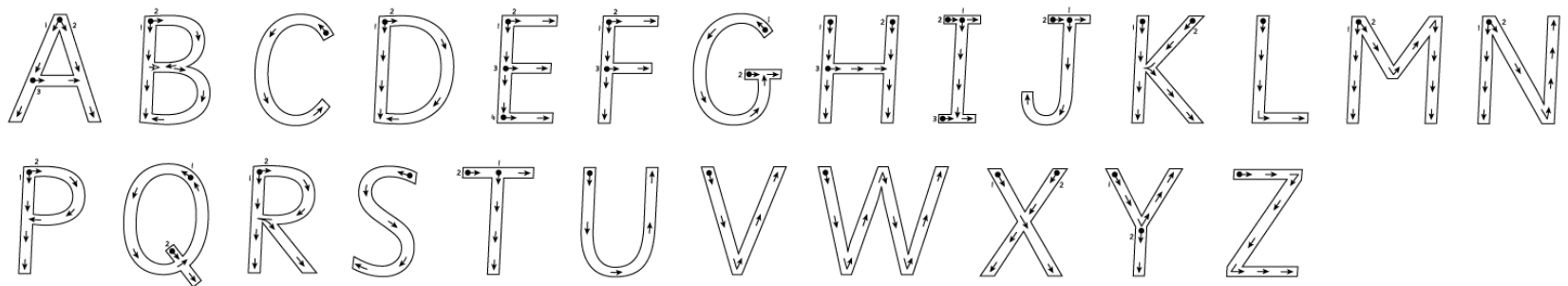


Ryton Infant and Junior School Federation

As a reminder, correct letter formation for lower-case letters is as follows. The arrows show the direction of your child's pencil:



Capital letters are formed as follows:





Ryton Infant and Junior School Federation

How you can help at home?

Homework

Encourage your child to speak in full sentences

Write for a purpose - shopping list, cards.

Encourage correct letter formation, pencil grip



Ryton Infant and Junior School Federation

How you can help at home?

Read signs, number plates, magazines

Baking, cooking, taking part in the home

Count to 20 forwards, backwards, starting and stopping at different points.



Thank you!

kellybolland@rytonfederation.org.uk

rachelbyrne@rytonfederation.org.uk