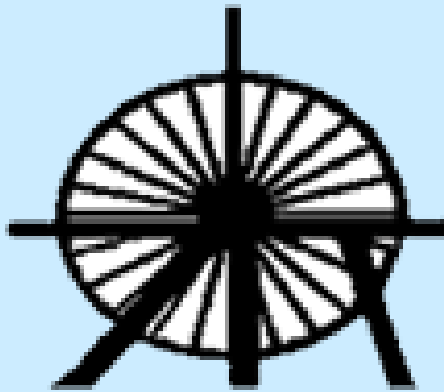



Welcome to our Year 6 Curriculum Meeting

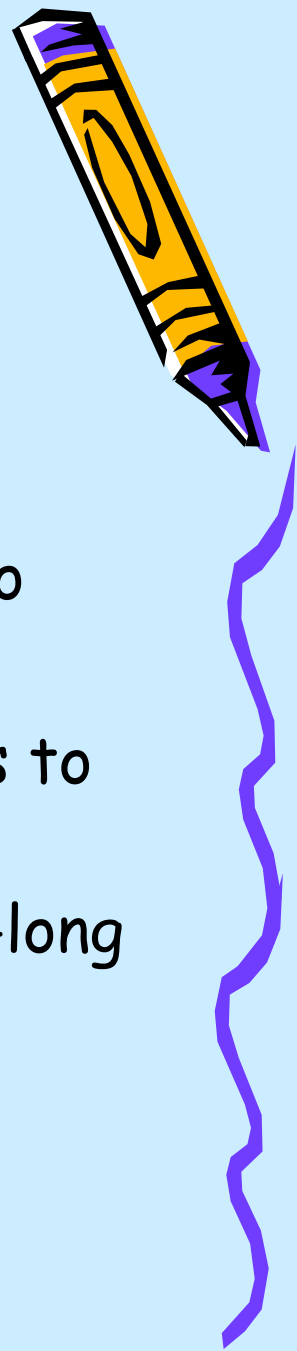


Aims of this evening

- An opportunity for us to meet
- Find out about class routines
- Look at our curriculum overview
- Home-school partnership
- Chance to update information



Aims and Values



We are determined that our children will:

- Feel safe, valued and happy
- Feel confident to be themselves
- Know they are unique, accepted and listened to
- Be respected and will respect others
- Be well-rounded individuals who have the skills to fulfil their dreams
- Acquire a thirst for knowledge, becoming life-long learners
- Be caring, patient and confident.



Year 6 teams



- Miss Bottomley
- Mrs Cochran (support)
- Mr Innerdale (Tues afternoon PPA cover)
- Mrs Steel
- Miss Head (support)
- Miss Marrs (Friday afternoon cover)
- Mr Innerdale (Monday and Thursday cover)



Class Routines

Reading records stamped **every day**

PE 6AB - **Tuesday and Thursday**

PE 6FS - **Monday and Thursday**


Spelling test - **Thursday**

Homework set - **Thursday**

Forest Area session - **Friday**



Timetable



Ryton Junior School: Class timetable 21/09/15

Class: 6AB/FS

	8.50 - 9.00	9.00 - 10.30		10.30 - 10.45	10.45 - 12:00	12:00 - 1.00	1 - 3.20	
Mon	Registration	WHOLE SCHOOL ASSEMBLY 9-9:15am Basic Skills	English		Numeracy	Lunch Time	Science Electricity Explore which materials are electrical conductors and which are insulators by testing different materials. Write up investigation	
Tues		English		Singing Practice 10:10 - 10:30pm	Numeracy		History Explore how local Victorians contributed to significant changes and discoveries in our history	P.E. (Dance - Mining) Lesson 2 Paired work and whole class Working in a coalmine
Wed		Basic Skills	Numeracy		English		Music Djembe drumming	R.E. Islam Year group assembly led by the teacher
Thur		Basic Skills	English		Numeracy		Computing Finish and print posters Lesson 2 & Library	P.E. Rugby Skills Lesson 3 Child led assembly 10mins
Fri		Basic Skills	Numeracy		English		Art Looking at the work of William Morris Lesson 1 French - Je me presente (Unit 1)	Rainbow playtime 2:30pm Celebration assembly 2:45pm
				Break time			Preparation for Home Time	

Maths and English is taught in the morning with a range of other subjects in the afternoon.



Creative Curriculum



Autumn 1

Victorian Ryton

Autumn 2

Oliver Twist -working children

Spring 1

Adaptation & Evolution

Spring 2

Bloddon's Quest

Summer 1

World War II

Summer 2

Fair Trade in St Lucia



Meeting Learning Needs

Within a lesson, there is usually a range of options for independent work. Children are encouraged to choose tasks which are matched to their ability but which also challenge them towards next steps. The work should never be too easy but equally not so hard that success is out of reach. They should feel that they have pushed themselves slightly out of their comfort zone and have set themselves high expectations. Children also benefit from talking partners, collaborative tasks and whole class debate.



English

Reading- Suspense story openings, Animal adaptations (non-fiction), News reports, Winter poems, 'Cogheart' (Victorians), Kensuke's Kingdom (Adventure/history)

Writing- news reports, poetry, suspense and fantasy/quest stories, persuasive leaflets, fictional recounts, evacuee letter, formal speech, explanation texts.

Writing in other subjects - Biography of famous Victorians, report on conditions in the mines (History), information text - animal adaptations (Science)



Example of steps to success



Learning Objective: To identify and use the language features of a story opening - introduction of character


Steps to success:

- Working with a partner, identify the features of the 2nd paragraph using a colour key.
- Brainstorm ideas to introduce character (include detailed description of appearance and actions using expanded nouns and powerful language.)
- Using features of effective writing, create a short paragraph to describe your character - **remember this is a paired activity**.
- Make sure this new paragraph fits with your setting from yesterday.



Self Assessment in Writing

Writing objective	Yes	No
Paragraphs to organise ideas		
Using different verb forms accurately		
Using passive and modal verbs appropriately		
Using co-ordinating and subordinating conjunctions		
Using cohesive devices such as adverbials		
Including a variety of clauses and varying position		
Using adverbs		
Using expanded noun phrases		
Accurate punctuation including:		
* capital letters and full stops		
* question marks		
* exclamation marks		
* commas in a list		
* commas to separate certain phrases and clauses		
* inverted commas (speech marks)		
* brackets or dashes		
* apostrophes for contractions		
* apostrophes for possession		
* hyphens if appropriate		
* semi-colons and colons		
Spelling most words (from Y3-6) correctly		
Legible handwriting with correct joins		



Handwriting

The Crocodile

If you should meet a crocodile
Don't take a stick and poke him;
Ignore the welcome in his smile,
Be careful not to stroke him.
For as he sleeps upon the Nile
He thinner gets and thinner;
And when'er you meet a crocodile
He's ready for his dinner.

Anon.



Children will be awarded their 'pen licence'
at the discretion of the teacher.



Maths



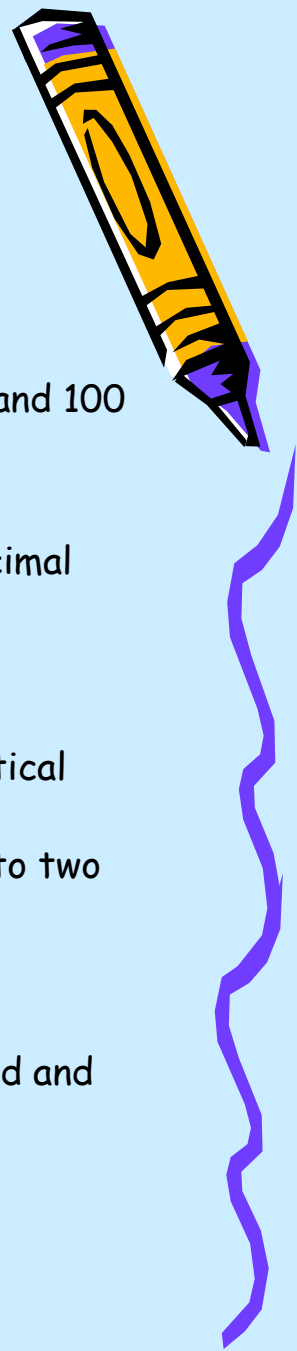
Different areas of maths-

- Understanding and investigating number
- Developing and applying calculation
- Measurement
- Geometry
- Statistics

- Weekly mental or arithmetic activities
- Reasoning and problem solving
- My maths
- TT Rockstars



Times Tables Awards



- Bronze:

- Recite all multiplication facts up to 12×12 and recite the linked division facts.
- Know random multiplication and division facts.
- Apply knowledge of all tables facts and linked division facts to multiples of 10 and 100

- Silver:

- Multiply and divide numbers by 10, 100 and 1000 giving answers up to three decimal places. e.g. 3.652×100 and $15.67 \div 10$.

- Gold:

- Multiply and divide decimals with simpler cases e.g. 0.4×2 , $3.6 \div 6$ etc. in practical contexts involving measures or money.
- Multiply one-digit numbers with up to two decimal places by whole numbers up to two digits e.g. 1.6×5 , 4.25×7 .


- Platinum:

- Continue to identify common factors, common multiples, prime numbers, squared and cubed numbers.



Calculations

A copy of our Y6 calculation policy is available on the website. This provides examples of how the children are taught to carry out the different methods of calculation in a step-by-step format.



Assessment


- On-going assessment, through questioning, observing, discussion, marking, weekly tests
- Termly/half termly assessments
- Parent Consultations in the Autumn and Spring term
- End of year report



Homework

- English and Maths each week
- My maths homework weekly
- Read regularly and write date/page number in Reading Record either from own book or Reading Plus programme
- Spelling words sent via email and Teams on Thursday and lists uploaded to Spelling Shed
- Regular practice of tables and number facts towards tables awards/targets using TT Rockstars or other methods
- Other tasks may be set via Teams

Please support your child (reading, spellings, My maths, tables, check homework)



Reward Systems

Our school rules centre around three key words: **positive, respectful, safe.**

Positive behaviour is rewarded through the use of the recognition board. Children who go 'over and above' have their names placed in a box from which the 'Hot Chocolate Friday' winner is chosen. Certificates are also awarded for Reading Plus and TT Rockstars. Children also earn stamps for reading regularly. Once the target total is reached, these are exchanged for bronze, silver and gold reading prizes.




Residential 2021

Y6 High adventure



1st to 3rd
March
2021



HIGH ADVENTURE
Outdoor Education Centre



Updating Information

Please make sure we have your up-to-date telephone numbers/addresses and list of contacts as well as any medical information.



Contacting School

- Staff are usually available at the end of most school days if you wish to phone and discuss any matters.
- Our email addresses can also be used for communication throughout the week. Please get in touch about any issues that arise so we can deal with them quickly.



And Finally ...



- Thank you so much for your time.
- If you have any questions, please email them to the class teacher.

