


Gritting Policy



This policy for snow and ice clearance is based on a priority for ensuring the school site remains open yet safe at all times for staff and students throughout periods of inclement weather.

If however it is felt that the site should not be opened, staff and parents will be contacted via Text message informing them of the decision to close the school. The Executive Headteacher will strive to make the decision as early as possible, taking into consideration difficulties that staff may face in getting into school and the weather forecast for the whole day.


Roles and Responsibilities

Executive Headteacher and School Business Manager

- Outline in the school gritting plan (below), the prioritisation of routes to be gritted and appropriate access routes to use during bad weather. Ensure that employees (and where applicable others) are aware of which routes are gritted first so that they can plan their route into the premises accordingly
- Carry out a review of these procedures (including this policy, risk assessment and gritting plan) in the first half of the autumn term to ensure their continued relevance.
- Liaise with the Site Manager to confirm expectations of this policy.
- Ensure in lieu of Site Manager absence, that alternative arrangements will be put in place to ensure continuity of service.
- Ensure that equipment provided to clear snow and ice is adequate for the purpose and maintained in a satisfactory condition. Adequate stocks of rock salt and sand/grit must be in place, monitored throughout the winter period and replenished promptly.
- Ensure that appropriate personal protective equipment is available as necessary.
- Ensure that an appropriate method of applying rock salt and sand/grit mix is used. Manual handling should be assessed and reduced to a minimum. Wheel barrows or sand and rock spreaders may be used for this. Use of buckets should be avoided; they can be used only for small areas over a short duration.
- Ensure that paths are regularly checked throughout the day to ensure re-freezing or further snow coverage has not occurred and that areas are re-cleared and gritted as necessary.

Site Manager

- The immediate clearance of snow and ice in designated areas in line with the school gritting plan



- Temporarily close access areas around the school in line with the school gritting plan. Such areas should be clearly marked (e.g. signage or tape). Records of clearance and access route closures should be kept.

Staff

- Report to the Site Manager/School Business Manager any situation where the recommended action contained within the gritting plan has not been carried out.
- Safeguard their own and colleagues' health and safety in bad weather.
- Wear footwear/clothing appropriate to the conditions
- Adhere to the designated gritted pathways into and around school

Parents/ Carers

- Adhere to the designated, gritted pathways into school
- Supervise their child(ren) before and after school and ensuring that children do not play on play equipment outside of the school day
- Ensure that their child(ren) are wearing sensible footwear and warm coats according to the conditions
- Collect their child during the day should conditions worsen (if requested by the school).


School Gritting Plan

Gritting is to be carried out when frost, ice or snow is forecast or when walkways are likely to be damp or wet and the floor temperatures are around 1 degree, or below freezing. The best times are early in evening before the frost settles and/or early in the morning before employees arrive. Salt doesn't work instantly; it needs sufficient time to dissolve into the moisture on the floor.

Efforts will be made to ensure gritting does not take place during heavy rain as the salt will be washed away causing a problem if the rain then turns to snow. Compacted snow, which turns to ice, is difficult to treat effectively with grit.

'Dawn frost' can occur on dry surfaces, when early morning dews form and freeze on impact with cold surfaces. It can be difficult to predict when or where this condition will occur therefore staff and others are reminded to take extra care.

Actions to be taken immediately prior to adverse weather	Responsibility
Checking weather forecasts on a daily basis during winter months. (Note: email alerts can be received by registering on the Met Office website www.metoffice.gov.uk)	School Business Manager/Site Manager/GMS Ltd



Ensuring any particular equipment e.g. snow shovels are easily accessible for when bad weather hits	Site Manager
Checking sufficient salt supplies are in place and their locations are known	Site Manager
Identifying and agreeing times when gritting will need to be done	School Business Manager/Site Manager

Actions to be taken during times of snow/ ice	Responsibility
Ensuring barriers/ signage/ instructions are provided to ensure access is restricted to the following high risk areas of the school. Divert parents and children to less slippery walkways and barrier off existing ones.	Site Manager
Although paths outside the school are outside the school's area of responsibility – if they are dangerous the Highways department should be alerted to the situation	Site Manager
Regularly checking paths throughout the day to ensure re-freezing or further snow coverage has not occurred. If it has areas will be re-cleared and gritted as necessary.	Site Manager


The following areas of the school grounds have been classed as priority areas for gritting: Gritting will take place during Early morning before school

Areas to be gritted – Identify the outdoor areas used by cars and pedestrians most likely to be affected by ice and either ensure they are gritted or take them out of use.

Road between infant and junior schools and both car parks – gritted during the night by Grounds Maintenance Specialists Ltd

Contact number [01670 707844](tel:01670707844)
Website www.gms-grasscutting.co.uk/

Supervisor Michael 07890263136



Team 1

Sean 07873907355

Infant School Yard - gritted during the night by Grounds Maintenance Specialists Ltd

Junior School Yard - gritted during the night by Grounds Maintenance Specialists Ltd

Path between infant and junior school – gritted by Site Manager to ensure good coverage after road spraying

Path around Infant school – gritted by Site Manager

Path between Infant school and nursery school – gritted by Site Manager

Nursery Yard – gritted by Site Manager

Path to Junior School Yard – gritted by Site Manager

Path around Junior School – gritted by Site Manager

Equipment used to remove snow/ice and to apply rock salt or sand/grit (e.g. snow shovel, snow clearer, sand/grit & rock/salt spreader, etc.)

Trojan Composite Salt Spreader – purchased Jan 2021

Ordinary Salt Spreader (red) to be used as back up

Snow Shovel x 2